



# Li Auto

Li 9 Pro/Ultra

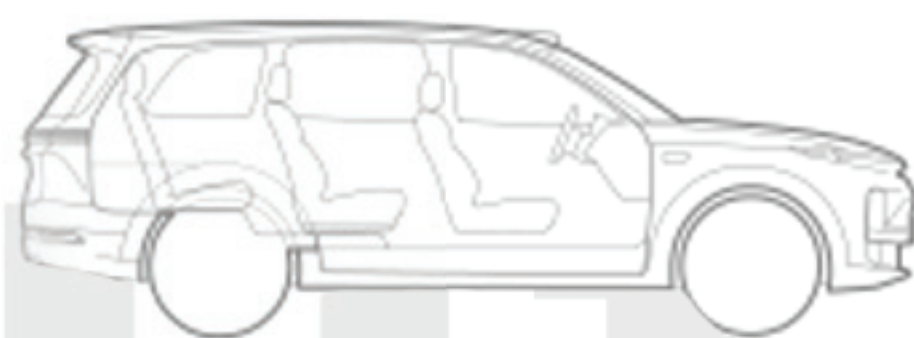
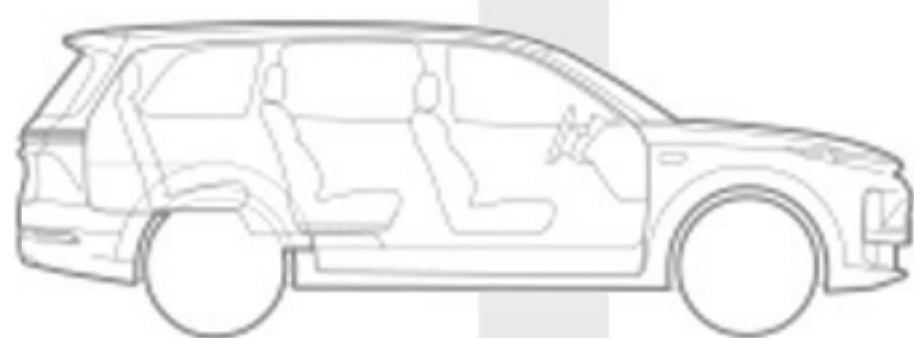
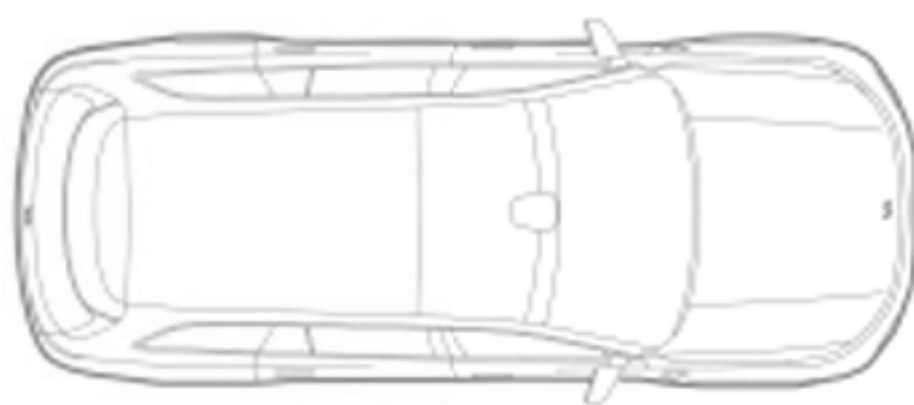
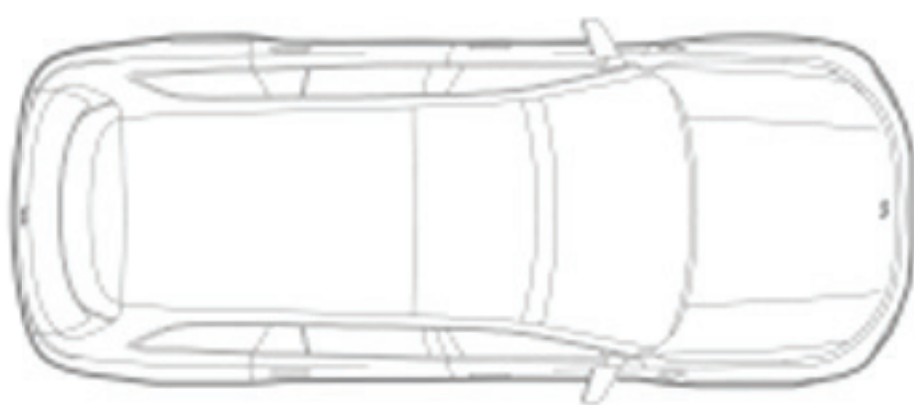


Ideal L9 Pro

Ideal L9 Ultra

## Basic Parameters

### Wireframe



length	5218 mm
width	1998 mm
high	1800 mm
Wheelbase	3105 mm
Seating capacity	6
Seating Layout	2-2-2
CLTC comprehensive operating range	1412 km

5218 mm
1998 mm
1800 mm
3105 mm
6
2-2-2
1412 km

5218 mm
1998 mm
1800 mm
3105 mm
6
2-2-2
1412 km


## Exterior and Interior

### Car paint color

- ☒ Gold metallic paint
- ☐ Silver Metallic Paint
- ☐ Grey Metallic Paint
- ☐ Black metallic paint
- ☐ Green Special Edition Pearl Paint





 Purple Special Edition Pearl Paint




Wheels

21-inch silver-gray two-tone wheels  
(with 265/45 R21 silent tires)

21-inch black and gray two-tone wheels  
(with 265/45 R21 silent tires)

Interior Color

 Black and white interior

 Black and orange interior

 Black sports interior

Electric System


Extended range electric platform

Power battery	52.3 kWh Ternary lithium battery	52.3 kWh Ternary lithium battery
Range Extender	1.5T four-cylinder	1.5T four-cylinder
CLTC comprehensive operating range	1412 km	1412 km
WLTC comprehensive operating range	1176 km	1176 km
CLTC comprehensive working condition battery life	280 km	280 km
WLTC comprehensive battery life	235 km	235 km
DC fast charging time (Typical charging time)	25 minutes (20%-80%)	25 minutes (20%-80%)
AC slow charging time (7 kW)	7.9 hours (0-100%)	7.9 hours (0-100%)
Discharge to the outside	3.5 kW	3.5 kW
Fuel tank capacity	65L	65L
Fuel grade	No. 95	No. 95
Environmental standards	National VI B	National VI B
Energy mode selection	Pure electric priority, fuel priority, hybrid	Pure electric priority, fuel priority, hybrid

Powertrain

Drive type	Dual-motor intelligent four-wheel drive	Dual-motor intelligent four-wheel drive
Total power of power system	330 kW	330 kW
Total powertrain torque	620 Nm	620 Nm
0-100km/h acceleration time	5.3 seconds	5.3 seconds
Maximum speed	180 km/h (electronically limited)	180 km/h (electronically limited)



Front five-in-one drive system	Power: 130 kW Torque: 220 Nm	Power: 130 kW Torque: 220 Nm
Rear three-in-one drive system	Power: 200 kW Torque: 400 Nm	Power: 200 kW Torque: 400 Nm
Power Mode	Comfort, Standard, Sport, High Performance	Comfort, Standard, Sport, High Performance
Chassis System		
Front suspension type	Front double wishbone suspension	Front double wishbone suspension
Rear suspension type	Rear five-link suspension	Rear five-link suspension
Suspension	Magic Carpet Air Suspension Max	Magic Carpet Air Suspension Max
Dual chamber air spring		
Continuous Damping Control Continuously variable damping shock absorber		
Vehicle height automatically adjusts with speed	Lowered by 20 mm	Lowered by 20 mm
Easy access	Lowered by 40 mm	Lowered by 40 mm
Trunk loading mode	Lowered 50 mm	Lowered 50 mm
Special road mode	Off-road escape (the vehicle body automatically rises 40 mm), slippery roads, and steep slope descent	Off-road escape (the vehicle body automatically rises 40 mm), slippery roads, and steep slope descent
Speed-variable electronic power steering		
Braking Energy Regeneration System	Comfortable, standard, strong	Comfortable, standard, strong
Front and rear ventilated disc brakes		
Electronic power brake system		
Comfort And Luxury		
Seats		
First row seats		
Nappa leather seats		
Seat comfort sponge		
Comfortable soft pillow	x2	x2
Seat ventilation		
Heated seats		
Electric seat adjustment		
SPA-level 16-point massage (10 points on the back + 6 points on the seat)		
Seat memory		
<div> <div>  </div> <div> <div></div> <div>solarauto.ge</div> </div> </div>		



Magic carpet seat  
(With intelligent seat cushion hardness and softness adjustment)

Co-pilot boss key

Second row seats

Nappa leather seats

Seat comfort sponge

Comfortable soft pillowx2x2

Seat ventilation

Heated seats

Heated leg restRightRight

Electric seat adjustment

SPA-level 16-point massage  
(10 points on the back + 6 points on the seat)

Queen's seat on the rightElectric footrest  
Electric leg rest  
Seat tilt adjustmentElectric footrest  
Electric leg rest  
Seat tilt adjustment

Folding table (right side)

One-touch seat reset

Queen Mode

Stepless adjustment of the inner  
armrest of the seat

Third row seats

Seat comfort sponge

Heated seats

Electric seat adjustment

One-touch electric reclining of seats

One-button electric seat reset

Cabin comfort configuration

Platinum sound system

Intelligent cooling and heating  
refrigerator  
(with electric opening)

Three-zone automatic fresh air air  
conditioning system  
(With CO2 sensor)

Rear independent air conditioning  
ventsSecond row, third rowSecond row, third row



Car fragrance system (three fragrances available)

PM2.5 monitoring

AQS automatic air quality control

Negative ion generator

Steering wheel heating

Steering wheel four-way electric adjustment

LED interior ambient light (256 colors)

LED touch reading lights throughout the vehicle

LED footlightsFirst row, second rowFirst row, second row

Sun visor makeup mirrorWith LED lightingWith LED lighting

Double panoramic skylight

Electric sunshade

One-touch lifting of all car windows (with anti-pinch function)

Nap Mode

Queen Bed Mode

Cabin material

Black premium fabric headliner

Nappa leather multifunction steering wheel

Double-layer soundproof windshield glass

Double-layer soundproof glass in the first row

Second row double-layer soundproof privacy glass

Third row privacy glass

Double panoramic skylight double-layer sound insulation and heat insulation glass

Tufted vehicle floor mats

In-car charging

First row of mobile phone wireless charging (50W air-cooled)×2×2

First row USB port Type-C (15W)×2×2



Second row USB Type-C port (60W)	×2	×2
Third row USB Type-C port (15W)	×2	×2
220V power supply in the car	2.2 kW	2.2 kW
12V power supply in the car	Front row × 1    Trunk × 1	Front row × 1    Trunk × 1
Storage space		
First row independent cup holder	×2	×2
Second row independent cup holder	×2	×2
Third row independent cup holder	×2	×2
Front aisle open storage space		
Opening central armrest box		
Extra large door storage space		
Storage space under trunk lid		
Driving convenience		
Keyless entry	Four doors	Four doors
Keyless start		
Mobile Bluetooth Key		
Remote App Car Control		
Smart car search assistant	With automatic parking photo function	With automatic parking photo function
Smart Key	×2	×2
Mechanical emergency key	×1	×1
Electronic hand gear		
Hidden electric door handles throughout the vehicle		
Silent electric suction doors		
Induction electric tailgate		
Electric tailgate position memory	Stepless adjustable	Stepless adjustable
Electric heating of exterior mirrors		
External rearview mirror integrated with vehicle blind spot monitoring		
External rearview mirror electric adjustment (with position memory)		
Automatic adjustment of exterior mirrors when reversing		
Automatic anti-glare interior rearview mirror		



Automatic anti-glare driver's side exterior mirror

360° HD panoramic images

Transparent chassis

HD reversing image

Car electric air pump

Common tools on board

Intelligent Driving

	Ideal Intelligent Driving AD Pro	Ideal Intelligent Driving AD Max
Ideal intelligent driving hardware platform		
Intelligent driving processor	Horizon Journey® 5 chip × 1 (128TOPS)	NVIDIA DRIVE Orin-X ×2 (508TOPS)
128-line laser radar		
Front perception camera	8 million pixels × 1	8 million pixels x 2
Side front perception camera	2 million pixels x 2	8 million pixels x 2
Side rear perception camera	2 million pixels x 2	8 million pixels x 2
Rear perception camera	2 million pixels × 1	2 million pixels × 1
360° surround view camera	3 million pixels x 4	3 million pixels x 4
Forward millimeter wave radar		
Ultrasonic radar	×12	×12
Capacitive steering wheel		
Steering wheel vibration reminder		
Attention reminder system		
All-scenario intelligent driving (NOA)		
National expressways, city ring roads and urban roads		
Navigation assistance		
- Follow the navigation route	High speed only	
- Intelligent speed control	High speed only	
Traffic at city intersections		
- Respond to traffic lights and pass through intersections		
- Unprotected left/right turns		
- Left/right turn waiting area start and stop		
- Complex intersections		
Autonomous Lane Change		



Autonomous Lane Change

- |                                 |                 |
|---------------------------------|-----------------|
| - Navigation Lane Change        | High speed only |
| - Overtaking and changing lanes | High speed only |
| - Congestion game lane change   | High speed only |

Avoid and detour

- |   |                 |
|---|-----------------|
| - Construction avoidance                                | High speed only |
| - Neighboring vehicles approach and give way            | High speed only |
| - Dynamic object detour (vehicles/pedestrians/cyclists) | High speed only |
| - General obstacle avoidance                            |                 |
| - Use the opposite lane to bypass                       |                 |

Dedicated lane driving

- |                                     |                 |
|-------------------------------------|-----------------|
| - On- and off-ramps                 | High speed only |
| - Main and auxiliary road switching |                 |
| - Left/right turn lane              |                 |
| - ETC access at express toll booths |                 |

Full-Scenario Assisted Driving (LCC)  
National expressways, city ring roads and urban roads

Lane keeping

- |   |  |
|---|--|
| - Lane centering                                |  |
| - Autonomous reasoning and lane line generation |  |

Lane Switching

- |  |  |
|--|--|
| - Initiate lane change in response to turn signal commands |  |
| - Merge/diverge and select lanes autonomously              |  |
| - Autonomous lane change on highways                       |  |

Avoid and detour

- |  |  |
|--|--|
| - Avoidance and detour in urban scenes                 |  |
| - Slow down and avoid obstacles in construction scenes |  |

Intersection Response

- |  |  |
|--|--|
| - Respond to traffic lights and pass through intersections |  |
| - Safe braking at T-junctions                              |  |



- Safe braking at left/right turning intersections

## Smart Parking

### Line Summon

- Driving out of extremely narrow parking spaces
- Automatic folding rearview mirror

### Automatic parking

- Extremely narrow parking space
- U-turn parking space
- Parking position preference
- Senseless dynamic shifting
- Smart Parking

### Remote control parking

- Parking
- Closed-door parking

### Valet parking

- Basement/garage valet parking
- Silent route learning
- Travel across multiple levels
- Reverse posture adjustment
- Automatic start and stop by lifting the lever

## Active safety

### Emergency Braking

- Automatic Emergency Braking (AEB)
- Rear Automatic Emergency Braking (R-AEB)
- General Obstacle Automatic Emergency Braking (G-AEB)
- Low-Speed Automatic Emergency Braking (LS-AEB)
- Forward Cross-Traffic Collision Avoidance (F-CTA/F-CTB)
- Rear Cross-Traffic Collision Avoidance (R-CTA/R-CTB)
- Automatic emergency call



Emergency avoidance

- Emergency Lane Keeping (ELK)
- Automatic Emergency Steering (AES)

Safety Assist

- Lane Departure Assist (LDP)
- Secondary Collision Mitigation (SCM)
- Mis-acceleration Inhibition (MAI)
- Reverse Mis-acceleration Inhibition (R-MAI)

Early warning tips

- Lane Departure Warning (LDW)
- Forward Collision Warning (FCW)
- Rear Collision Warning (RCW)
- Door opening collision warning (DOW)
- Traffic Sign Recognition (TSR)
- Traffic Light Reminder (TLR)
- Speeding Alert (TSA)

Smart Space

	Ideal Smart Space SS Ultra	Ideal Smart Space SS Ultra
Ideal Smart Space Hardware Platform		
Car Chip	Qualcomm Snapdragon 8295P High Performance Edition	Qualcomm Snapdragon 8295P High Performance Edition
Memory	32GB	32GB
5G dual-SIM dual-pass high-speed communication module		
Steering wheel safe driving interactive screen		
High-definition projection head-up display system (HUD)		
15.7-inch central control screen (3K resolution)		
15.7-inch passenger entertainment screen (3K resolution)		
15.7-inch rear cabin entertainment screen (3K resolution)		
Automotive grade shatterproof glass		



Automatic screen brightness adjustment

Dual microphone array

6 groups

6 groups

Cabin Sensors

RGB+IR visual module × 2

RGB+IR visual module × 2

Speaker/Maximum Power

21/2160W

21/2160W

4D vibration unit for the second row seats

AI ideal classmates

Ideal Classmate Model MindGPT Version

Multi-modal infinite sound zone positioning

Multimodal Seeing is Telling

Voice and vision fusion search

Voice and vision fusion search

Multimodal referential interaction (voice/gesture)

Voiceprint recognition and following

One sentence multi-task continuous execution

Dialect Freedom Theory

Offline voice support

No need to wake up the whole car

Car system

Card UI desktop

Little Master Mode

Multi-screen broadcast

Mission Master

Tuning Master

Master of Painting

Magic Camera

Browser  
(Support Apple Music, Mango TV, Tik Tok, etc.)

Flagship audio and video

Dolby Atmos

Dolby Vision

7.3.4 Speaker Layout

Speaker/Maximum Power

21/2160W

21/2160W



Tweeter Design	Double folded aluminum cone	Double folded aluminum cone
Midrange unit design	Coscone curved cone	Coscone curved cone
Woofer Design	Coscone curved cone	Coscone curved cone
4D vibration unit for the second row seats		
Screen type (central control screen/passenger entertainment screen)	Gen4 OLED	Gen4 OLED
Screen type (rear cabin entertainment screen)	Gen4 OLED	Gen4 OLED
TüV Rheinland Low Blue Light Certification		
Eye protection dimming		
Rear cabin entertainment screen electric opening and closing and angle adjustment		
Multi-touch screen		
Anti-glare screen		
Automatic screen brightness adjustment		
Wired projection	Front and back rows (3K resolution)	Front and back rows (3K resolution)
Wireless screen projection		

## External Configuration

### External lighting and configuration

Integrated floating design star ring headlight

Three-dimensional design star ring taillights

LED low speed steering assist lights

LED Intelligent Driving Assist Light

LED side marker lights

LED welcome lighting

LED door open floor lamp

Adaptive headlight height adjustment

Automatic high and low beam control

Rain-sensing front windshield wipers

Hidden rear window wiper

Roof rack installation preparation



Active grille

Electric step



Charge and Discharge

Charging port cover

With sensor opening

With sensor opening

Ideal home charging appointment

Ideal Supercharger Plug and Charge

Discharge to the outside

3.5 kW

3.5 kW

External discharge adapter

Security Configuration

High-strength steel-aluminum hybrid body

Double collision protection for battery pack

First row front airbags

×2

×2

First row side airbags

×2

×2

Second row side airbags

×2

×2

Safety side curtain airbags covering the entire vehicle's passenger side windows

×2

×2

Dual chamber distal airbag

Explosive seat belt

Second row ISOFIX child safety seat interface

×2

×2

Third row ISOFIX child safety seat interface

×2

×2

Rear door electronic child safety locks

Driving Recorder

HDC Hill Descent Control

ESP electronic body stability system

TPMS active tire pressure monitoring

EPB electronic parking brake

AUTO HOLD automatic parking hold

Low speed warning sound outside the vehicle

Powertrain electronic anti-theft

Trailer Mode



Anti-theft alarm system

Sentry Mode

